


Surprise Findings in Estrogen Debate



BY WILLIAM FALOON



A dispute has raged for 70 years as to whether or not maturing **women** should replace their **sex hormones**. The **age-reversal** impact of **hormone replacement** is quite noticeable. As a result, many women want to stay on their hormones for life.

By year **2002**, doctors were liberally prescribing **estrogens** and synthetic **progestin** to females with **menopausal** symptoms.

When the **Women's Health Initiative** study showed these drugs increased risk of **breast cancer** and **vascular disease**, a stampede to halt their use ensued.¹

For the past decade, mainstream medicine struggled to accurately interpret and understand the results of the **Women's Health Initiative** data. They also largely ignored the potential benefits of individualized dosing using natural human **estrogens** and **progesterone**.

Life Extension® long ago analyzed the underlying data. We built a strong case **against** the use of synthetic **progestin** in favor of natural **progesterone**.²⁻⁹ We also argued that if aging women did not maintain **youthful** hormone balance, tragic impacts on **quality of life** and **longevity** would result.¹⁰

In **2013**, a published analysis emanating from **Yale School of Medicine** provided further evidence that synthetic **progestin** was the villain that caused female sex hormones to be abandoned beginning between **2002-2004**.¹¹

Even more compelling, these researchers estimated that over the past decade, anywhere from **18,600** to **91,600** postmenopausal women ages 50-59 years who had undergone a hysterectomy may have **died** prematurely because they did not take **estrogen** drugs.¹¹

The **2013** Yale report is not an aberration. A combined analysis from **27** published studies reveals a **28%** reduction in **mortality** in menopausal women under age 60 who replace their sex hormones.¹² The studies also show profound **quality of life** improvements in **hormone-replenished** women.¹²

These findings do not mean that women should rush out and seek conventional treatment. Even though some doctors today prescribe natural human hormones, most don't optimally adjust individual dosing, and almost all fail to recommend protocols designed to protect women against carcinogenic and vascular risks.

This article updates women on the benefits of **restoring** natural sex hormone balance based on the latest **scientific evidence**. >



Estrogen is required for youthful cellular function. A **deficiency** of estrogen is associated with the onset of **age-related** disease.^{13,14}

As women enter their perimenopausal years, their bodies' production of estradiol (an important estrogen) and progesterone declines.¹³ Yet these hormones are needed to maintain youthful vitality.

While symptoms of **menopause** vary depending upon individual hormone balance, most women suffer because their bodies no longer produce enough **estrogen** and **progesterone**. Depression, irritability, and short-term memory lapses are common **menopausal** complaints, along with hot flashes, night sweats, sleep difficulties, and weight gain.¹⁵

In the absence of rational hormone replacement, health issues encountered during menopause may adversely impact a woman for the rest of her lifetime.

Starting between the years **2002-2004**, women were told by their doctors to **limit** prolonged use of hormone drugs. Doctors were so concerned that they prescribed hormones only long enough to

obtain relief from menopausal symptoms and then no more.

In depriving women of their sex hormones, doctors **failed** to recognize that **estrogen** and **progesterone** are involved in critical life processes. Disorders relating to **estrogen deficit** include glaucoma, dementia, osteoporosis, heart failure, fragility, genital atrophy, loss of muscle mass and strength, and thinning of the skin.¹⁶⁻³³

Estrogen deficiency may thus be characterized as a state of **accelerated** aging.¹⁴ Today's women are suffering because the mainstream did not bother to embrace alternatives to synthetic **progestin** and *inappropriate* **estrogen** prescribing.

What Drug Was Causing the Problems?

In their panic to "do no harm," conventional doctors minimized all sex hormone prescribing. Yet the two drugs specifically linked to increase cancer and vascular risks in the Women's Health Initiative trial data were **PremPro®** and **Premarin®**.^{1,34}

Premarin® is a horse urine-derived drug that contains some estrogens that are unnatural to the human body.³⁴ It is avoided by enlightened women and some doctors today, but is still the most frequently prescribed oral estrogen drug.³⁴

PremPro® is a combination of **Premarin®** and a synthetic **progestin**.¹ This **progestin**, called **medroxyprogesterone**, is not the same compound as the natural **progesterone** it was supposed to function as.^{35,36}

A review of the published literature reveals that **progestin** is a major culprit behind the higher rates of vascular disease and cancer that caused doctors to abandon all female hormone drugs beginning in **2002-2004**.¹¹

Prescribing Errors

Premarin® (horse urine-derived estrogens), **Provera®** (progestin), and **Prempro®** (horse urine-derived estrogens and progestin) were heavily marketed to doctors as simple solutions for menopausal complaints.

Doctors often prescribed the same oral dose of these drugs to all their menopausal patients, which might explain why a **2004** analysis showed higher incidences of **stroke** in **Premarin®**-prescribed females.³⁴

What was overlooked was the adverse impact on **arterial blood clotting** based on the route of estrogen administration. This is important because increased blood clotting mechanisms are observed more often after oral rather than **transdermal** estrogen.^{47,48} This emphasizes the importance of women using natural estrogen (and progesterone) as a **topic; cream** and not taking oral estrogen drug pills.

One of estrogen's benefits in vascular health is to protect against **endothelial dysfunction** by increasing endothelial **nitric oxide**.²⁴ Data shows that the effect of equine (horse urine-derived) estrogens markedly **decreased** gene transcription of a crucial enzyme (nitric oxide synthase) involved in the production of **nitric oxide** in endothelial cells. Compared to natural **human** estrogens, gene transcription of endothelial **nitric oxide synthase** was **30 to 50%** lower in response to **equine** estrogens.⁴⁹

Several studies have shown that the cardio-protective effects of estrogen are largely negated following the **addition** of synthetic **progestin** as was used in the **Women's Health Initiative** trials. For example, estradiol has been associated with beneficial effects on **endothelial function**, as assessed by brachial artery flow-mediated vasodilation, but the effect was **negated** by the addition of **progestin**.⁵⁰

Other study data shows that progestin, but not natural progesterone, increases the risk of coronary vasospasm.⁵¹

If physicians carefully monitored their patients' symptoms as well as checked their menopausal patients' blood levels in response to hormone restoration with natural **estrogen** and **progesterone** creams (**not** pills), they could have **individualized** the dose to potentially maximize benefit and ideally minimize risk.

Fortunately, women today have access to **low-cost natural estrogens** and **progesterone**. They don't have to rely on antiquated drugs (Premarin®/Prempro®/Provera®) that Big Pharma continues to promote to hurried physicians.

What Are "Natural" Hormones?

When you see the term "natural" before a hormone, such as "**natural estrogen**" that does **not** mean it was **derived** from natural sources.

What it means is that the estrogen is made in a laboratory to be **natural** to the **human** body.

Health-conscious people sometimes erroneously believe that a "natural" source of something is safer. An example of why this may not be the case is the drug **Premarin®**, which is derived from "**natural horse urine**." It contains hormones natural to **humans** (e.g. estrone) and hormones natural to **horses** (e.g. equilin, equilenin).³⁷

Natural bioidentical estrogen drugs, on the other hand, contain **only** natural-to-the-**human**-body estrogens. In order to obtain these **100%** natural human estrogens, **bioidentical** to those produced in the human body, they have to be synthesized in a laboratory setting.

A phytoestrogen (plant estrogen) called **diosgenin** found in wild yams can be converted in a laboratory into **progesterone**.³⁸ Diosgenin cannot be converted by the human body into progesterone. Wild yam does not contain progesterone.³⁸ So to obtain **natural progesterone**, it also has to be made in a laboratory to ensure it is **100%** **natural**-to-the-**human**-body progesterone.

Progestins are patented, synthetic drugs that protect against estrogen-induced endometrial cancer.³⁶ **Progestins** are not "**natural-to-the-human-body**" as is **natural progesterone**.

Progestins are meant to function like **natural progesterone**, but a huge body of data indicates potential for adverse side effects. For example, some data suggests **natural progesterone** may confer a protective effect against **breast cancer**,³⁹⁻⁴² whereas **progestins** have been linked with increased risk.⁴¹⁻⁴⁵

So while both **progestin** and **progesterone** are made in a laboratory, **progestin** is a foreign compound that is never naturally produced inside a woman's body.

Progesterone is the **bioidentical** **natural**-to-the-**human**-body hormone that provides many health benefits.

As it relates to "bioidentical" terminology, here is where the various hormone drugs stand:

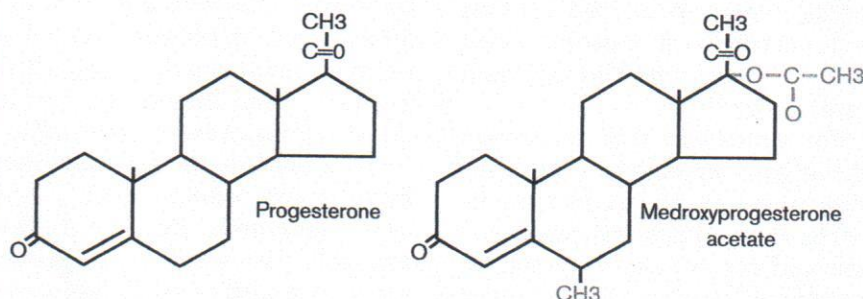
Bioidentical

Natural Estrogen
Natural Progesterone

Non-Bioidentical^{1,34,35,37}

Premarin® (horse urine derived)
Provera® (progestin)
Prempro® (Premarin® + progestin)

Life Extension recommends **bioidentical natural estrogen** and **progesterone** to be used in topically applied **creams** to avoid degradation in the liver.⁴⁶



Natural progesterone (left). One example of synthetic progesterone (right)—note the difference in chemical composition as indicated in red.



Yale Study Shows That Premarin® Is Better Than No Estrogen

In **2013**, a new analysis from the **Women's Health Initiative** was published on women aged 50-59 who had undergone a hysterectomy. These women had significantly reduced levels of estrogen (in particular estradiol) production occurring in their bodies.

This study analysis, emanating from the **Yale School of Medicine**, estimated that between 2002 and 2011 a minimum of about **18,000** and as many as about **91,000** excess deaths occurred among hysterectomized women aged 50 to 59 years who did not take Premarin®.¹¹

For women in this age group taking oral Premarin® (without progesterone), the reduction in deaths from coronary heart disease and colon cancer appear to outweigh the increase in deaths from breast cancer, stroke, and pulmonary embolism.

What makes this finding so compelling is that these women were taking oral Premarin®...

- without individualized dosing (to optimize tolerability);
- without natural progesterone (to protect against unopposed estrogen on hormone-responsive tissues like the breast, potentially reducing breast cancer risk);³⁹⁻⁴²
- without topical preparations (to avoid the first-pass effect of oral estrogen in the liver linked to inflammation and arterial blood clotting);⁴⁶⁻⁴⁸
- without estrogen modifiers like **indole-3-carbinol** (to inhibit formation of estrogenic metabolites linked to increased risk of breast cancer);^{52,53}
- without enough **vitamin D** (to regulate breast cell proliferation);⁵⁴⁻⁵⁶ and
- without being on a comprehensive program that involves ingesting **healthy foods** and reducing intake of dangerous ones.

The size of this analysis by Yale researchers makes a compelling argument that it may be better for **estrogen-deficient** women age 50-59 years to blindly take what many believe to be the worst estrogen drug (oral Premarin®) than to do without **any estrogen at all**.

In addition to the mortality benefit for women ages 50-59 years, hormone therapy in this analysis provided an improvement in **quality-of-life** measures during the first several years of treatment.

Women over 59 did not see these benefits with **Premarin®-only** therapy, nor would we expect them to. Aging humans have to be far more careful as to how they implement a hormone balancing program.

What few have yet to understand is that as women move through **menopause**, their estrogen blood levels can plummet to the range of hysterectomized females. We now know these low estrogen levels can cause significantly higher **death rates**, along with **menopausal miseries**.

The good news is this does not have to happen to women just because they are growing older. There are protocols using only natural bioidentical forms of **estrogen** and **progesterone** absorbed **topically** that, when combined with healthy lifestyle/supplement choices, can more safely induce a rejuvenating effect!

Findings from 27 Additional Studies on Hormone Replacement

No matter how prestigious the institution, or the size or quality of the study, one should always seek out confirmatory data when making a decision as substantive as restoring **sex hormones** back to youthful ranges.

From a mechanistic standpoint, when one understands how essential **estrogen and progesterone** are to a woman's life processes, it would be logical to seek to maintain these hormones at youthful levels for life. But there is always concern about side effects.

To evaluate the worst case scenario, **Life Extension** researchers evaluated data derived from 2 published studies that looked at the long-term effects of many differ-

forms of conventional estrogen and progestin drugs on menopausal women.¹² Eight of these studies were observational, while 19 were randomized controlled trials involving 16,000 women followed for 83,000 patient-years. Some of the trials used hormone drugs we consider hazardous or suboptimal.

None of these trials follow the comprehensive natural hormone protocols to include nutrient support that *Life Extension* recommended decades ago.

We reviewed data from all these studies to ascertain the *mortality risk* in women taking conventional hormone replacement compared to those who did not. The pooled analysis from these twenty-seven independent studies showed that women under age 60 who replaced their **sex hormones** were **28% less** likely to die!¹²

In the process of not dying, the *quality-of-life* measures showed clear benefit to women who restored their sex hormones.¹²

So what does this tell us? Since **2002-2004**, warnings have emanated from the FDA, mainstream medical groups, and practicing physicians that replacing hormones in maturing women is dangerous. Yet the **2013** Yale study of hysterectomized postmenopausal women, *plus* an analysis of **27** hormone therapy trials using *sub-optimal* hormone preparations in women age 60 years and younger, shows a mortality reduction in women who replace their sex hormones.

There is no question that improperly prescribed hormone replacement is going to increase cancer and vascular risks. But women no longer have to be subjected to outmoded prescribing practices. There is solid data to enable women of all ages to regain a more youthful hormone profile, using natural forms of estrogen and progesterone that have intriguing studies indicating reductions in cancer and vascular risks.

Natural Progesterone Protects Against Breast Cancer

Compared to *synthetic progestin* that stimulates breast cell proliferation, **natural progesterone** has demonstrated a protective effect.

There are at least **17** studies showing that *progestins* significantly **increase** breast cell replication and growth largely due to stimulation of the estrogen receptor by progestins.^{42,45,57-71} In stark contrast, at least **11** studies have shown that natural *progesterone* does not induce estrogen-stimulated breast cell proliferation.⁶⁸⁻⁷⁸

Numerous studies have demonstrated an **increased** risk of breast cancer with the use of synthetic **progestins**.^{1,45,79-81} However, the use of natural (bioidentical) **progesterone** has not been associated with an increased risk of breast cancer.^{39-42,80,82}



AS WE SEE IT

Quite to the contrary, research has revealed that natural progesterone **decreases** the risk of **breast cancer**. In a study published in the journal *Breast Cancer Research and Treatment*, 80,000 postmenopausal women using various forms of hormone replacement therapy (HRT) were followed for more than 8 years. Women who used estrogen in combination with synthetic **progestin** had a **69% increased** risk of breast cancer, compared to women who had never used HRT. However, for women who used natural **progesterone** in combination with estrogen, the increased risk of breast cancer was **completely eliminated** with a significant **reduction** in breast cancer risk compared with synthetic progestin use.⁸²

In another investigation, these same researchers found a **40% increased** risk of breast cancer for women who used estrogen with synthetic progestin.⁸⁰ Interestingly, in women who used estrogen combined with natural progester-

one, there was a promising trend toward a **reduced** risk of breast cancer, compared to women who had never used HRT.⁸⁰ In essence, natural progesterone appeared to **protect** women against the development of breast cancer. These findings confirm work done six years earlier that found a trend toward a reduced risk of breast cancer in 1,150 women using natural **progesterone**, compared to non-users of progesterone.⁸³

Compelling research offers further insight into natural progesterone's ability to defend against breast cancer. In a fascinating study, scientists administered estrogen alone, natural progesterone alone, estrogen plus natural progesterone, or placebo to 40 women prior to surgery to remove a breast lump. The hormones were applied topically to the breast for about 12 days before surgery. As expected, when given alone, estrogen caused a **62% increase** in breast cell proliferation rates compared to placebo. Conversely, the addition of natural progesterone to estrogen resulted in a significant **decrease** in the estrogen-induced increase in breast cell proliferation rates. Even more impressive was the finding that the group receiving natural progesterone alone had a nearly **76% lower** breast cell proliferation rate compared to the placebo group.⁷²

Higher Progesterone = Lower Breast Cancer Incidence

A growing body of literature has documented a strong connection between a woman's progesterone levels and her subsequent risk for breast cancer. A trial reported in the *International Journal of Cancer* measured blood levels of pro-

Breast Cancer Is Not the *Only* Cause of Premature Death

With all the media attention and fundraising by support groups, you might be lulled into thinking the **only** disease women prematurely die from is **breast cancer**.


Each year, over **40,000** women in the United States do die of metastatic breast cancer.⁸⁹ But there are a total of about **1,250,000** female deaths each year in this country.⁹⁰ That means for every **one** breast cancer death, there are approximately **31** women who die from something else.

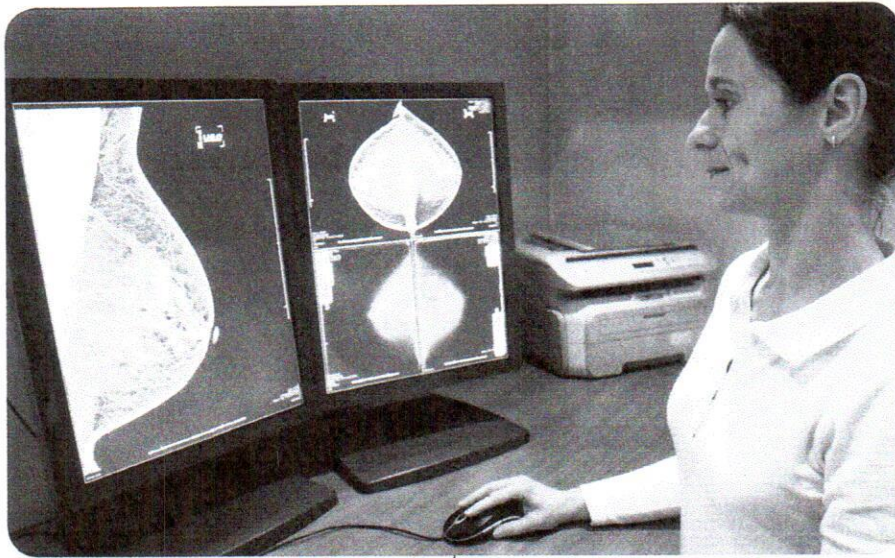
Many of those "**something else**" diseases relate to hormone deficiencies. That does not mean women should ignore breast cancer risk and blindly take hormone drugs. It does, however, bring into context the health issues maturing women really face. These "**something else**" deaths provide a rationale for the **natural hormone restoration** approaches long advocated by progressive physicians and the Life Extension Foundation®.

As you'll read in an article in this month's issue of **Life Extension**, there are prudent ways women can reduce breast cancer risk.

gesterone in 5,963 premenopausal women. Incredibly, the analysis of the data revealed that those women with the **highest** blood levels of **progesterone** who had regular menses experienced an **88% decreased** risk of breast cancer.⁸⁴

These findings corroborate another study in which 1,083 women treated for infertility were followed for upwards of **33 years** to determine their subsequent breast cancer risk. Compared to women with **normal**





progesterone levels, progesterone *deficient* women had a **5.4 times increased** risk of premenopausal breast cancer and were **10 times** as likely to die from any cancer.⁸⁵

Similarly, researchers at the University of North Carolina School of Public Health measured progesterone levels in pregnant women, who were then followed for upwards of **32 years**. The researchers discovered that those women with the **highest** blood levels of progesterone during pregnancy had a promising trend toward a lower risk of breast cancer, compared to women with the lowest levels of progesterone during pregnancy. When the researchers analyzed the risk of breast cancer in women under age 51, those with the **highest progesterone** levels had a staggering **70% decreased** risk compared to the group with the lowest progesterone levels.⁸⁶

Findings from two other investigations revealed that survival rates for breast cancer are strongly correlated with the patient's **progesterone** levels at the time of surgery.^{87,88} One study noted that in cases where cancer had spread to local lymph nodes, **65%** of women with a progesterone level of **4.0 ng/mL** or more on the day of their surgical treatment of **breast cancer** were alive **18 years** later, while only **35%** of women with **low**

progesterone levels on the day of surgery were still living after 18 years.⁸⁸ The scientists noted that progesterone lowers the expression of *vascular endothelial growth factor*, which promotes the increase in new blood vessels (angiogenesis) that is essential for tumor growth. These scientists concluded: ***"This study has confirmed that a raised level of progesterone at the time of tumor excision is associated with an improvement in prognosis for women with operable breast cancer."***⁸⁸

Natural Progesterone and Cardiovascular Health

The *Women's Health Initiative*, a large randomized clinical trial, demonstrated that the addition of synthetic progestins to estrogen therapy resulted in a substantial increase in the risk of heart attack and stroke.¹

Numerous studies, on the other hand, document that natural progesterone has *beneficial* effects on cardiovascular health.

In one trial published in the *Journal of the American College of Cardiology*, researchers studied postmenopausal women with a history of heart attack or coronary artery disease. The women were given estrogen in combination with either natural

progesterone or synthetic progestin. After 10 days of treatment the women underwent exercise treadmill tests. Compared to the synthetic progestin group, the amount of time it took to produce myocardial ischemia (reduced blood flow to the heart) on the exercise treadmill was substantially *improved* in the natural progesterone group.⁹¹

The risk of a blood clot is a serious concern with the use of **estrogen** replacement therapy, especially by the oral route. This risk doesn't occur when **natural progesterone** is added to the mix.⁹² One investigation compared the risk of blood clots in postmenopausal women taking natural progesterone to the risk in women taking synthetic progestin. The group of women who used synthetic progestin in combination with estrogen had a startling **290% greater** risk of **blood clots**, compared to the group who never used HRT. The group receiving **natural progesterone** in combination with estrogen, on the other hand, had a **30% decreased** risk of **blood clots**, compared to women who never used HRT.⁹²

Natural Progesterone Protects Against Atherosclerosis

Atherosclerosis (hardening of the arteries) is a leading cause of heart disease. Several studies have determined that synthetic **progestin** promotes the formation of atherosclerosis.⁹³⁻⁹⁵

The story is quite different for natural **progesterone**, where multiple animal studies have shown that natural progesterone *inhibits* the process of atherosclerosis.⁹⁵⁻⁹⁷

To illustrate, scientists fed monkeys with surgically induced menopause a diet known to

cause atherosclerosis for a total of 34 months. The scientists then divided the monkeys into groups that received estrogen alone, estrogen plus synthetic progestin, or a control group that did not receive hormones. The control group developed substantial atherosclerotic plaque. The administration of **estrogen** resulted in a **72% decrease** in atherosclerotic plaque, compared to the control group.⁹⁵

Treatment with synthetic progestin yielded disturbing results. The group of postmenopausal monkeys that received **estrogen** combined with synthetic **progestin** had a similar amount of atherosclerotic plaque as the control group. This showed that synthetic progestin completely *reversed* estrogen's inhibitory effects on the formation of atherosclerosis.⁹⁵

In contrast, when the same investigators administered natural **progesterone** along with estrogen, no such inhibition of estrogen's cardiovascular benefit was seen.⁹⁸

Natural Progesterone Increases HDL

High-density lipoprotein (HDL) functions to *remove* cholesterol from the arterial wall and thus helps protect against the development of atherosclerosis.⁹⁹ Low HDL is a proven risk factor that contributes to heart disease.⁹⁹

Synthetic progestin is known to cause reductions in HDL levels.¹⁰⁰⁻¹⁰² One mechanism by which natural progesterone enhances cardiovascular health is its ability to maintain or even increase **HDL** levels in women receiving estrogen replacement therapy.¹⁰³⁻¹⁰⁵

In one study published in the *Journal of the American Medical Association*, 875 postmenopausal

women were randomized to receive estrogen alone, estrogen combined with synthetic (non-natural) progestin, estrogen combined with natural progesterone, or placebo. The results demonstrated that the group receiving natural progesterone demonstrated much higher **HDL** levels than the group receiving progestin.¹⁰⁶

These results confirm earlier preliminary data provided by researchers who administered estrogen combined with either **progestin** or natural **progesterone** to postmenopausal women. The use of progestin resulted in an undesirable **15% decrease** in **HDL** levels, compared to only minor changes to HDL levels in those patients prescribed natural progesterone.¹⁰⁰

What Happens During Menopause?

The average age of menopause in the United States is only **51**.¹⁰⁷

Perimenopause is the time period leading up to menopause, a time when a woman's hormones may fluctuate quite wildly, producing a variety of uncomfortable effects.¹⁰⁸ Although **estradiol**, a critical estrogen in the body, is significantly reduced in menopause, **estrone**, another important estro-

gen found naturally in a woman's body, does not drop as precipitously, and in some cases, levels of **estrone** may increase in the perimenopausal period.¹⁰⁹

Estrogen dominance is a term that is relatively unrecognized in conventional medicine, yet alternative medical practitioners estimate that this syndrome may affect nearly half the women over age 35 in the United States.¹¹⁰ Caused by an imbalance between estrogen and progesterone, this syndrome may cause many undesirable and dysfunctional issues.¹¹⁰

When the adrenal glands are stressed, they secrete excess cortisol. Cortisol is made from progesterone in the body. Progesterone is depleted as cortisol levels increase because more progesterone is being used to make cortisol.¹¹¹

As more progesterone is shunted or sequestered to make cortisol, less is available to balance estrogen. Another common reason for low progesterone levels is an anovulatory cycle (a menstrual cycle in which there is no ovulation), often observed in perimenopause.^{111,112} Without ovulation there is no corpus luteum to make additional progesterone for the cycle. The reduced progesterone level leads to excess estrogen and relative deficiency progesterone.



So for a period of time, perimenopausal women in particular may have relatively **high estrogen** in relation to **progesterone**. Yet progesterone is **required** to protect against the adverse effects of a relative increase in estrogen.¹¹⁰ Is it any wonder why incidences of cancer and thrombosis (arterial blood clotting) begin to increase in the perimenopausal time period? Progesterone is needed to **balance** the normal effects of estrogen, which is especially important when estrogen replacement is initiated.

A **blood test** can reveal a woman's own, individualized hormonal needs to include **progesterone** replacement, as well as estrogen, like **estradiol**. Tragically, conventional doctors today are blindly prescribing estrogen drugs without testing their female patients to ascertain their individual needs.

The consequences of untreated menopause from a **longevity** and **quality-of-life** standpoint are severe. Simply defined, meno-


pause is a deviation from youthful **estrogen/progesterone** balance. Proven methods exist to rationally restore hormone status, but most maturing women never learn about it. That's all about to change.

A Vindication for Suzanne Somers

For the past decade, actress and best-selling author **Suzanne Somers** has passionately advocated **natural** hormone replacement for maturing women. She endured blistering criticism from mainstream doctors who warned of catastrophic problems if women dared to restore their **estrogen/progesterone** to youthful ranges.

Suzanne's fervent position was that individualized dosing of **natural estrogens** and **progesterone** markedly improves life quality and extends healthy life span.

Mainstream doctors based their dire warnings on the huge

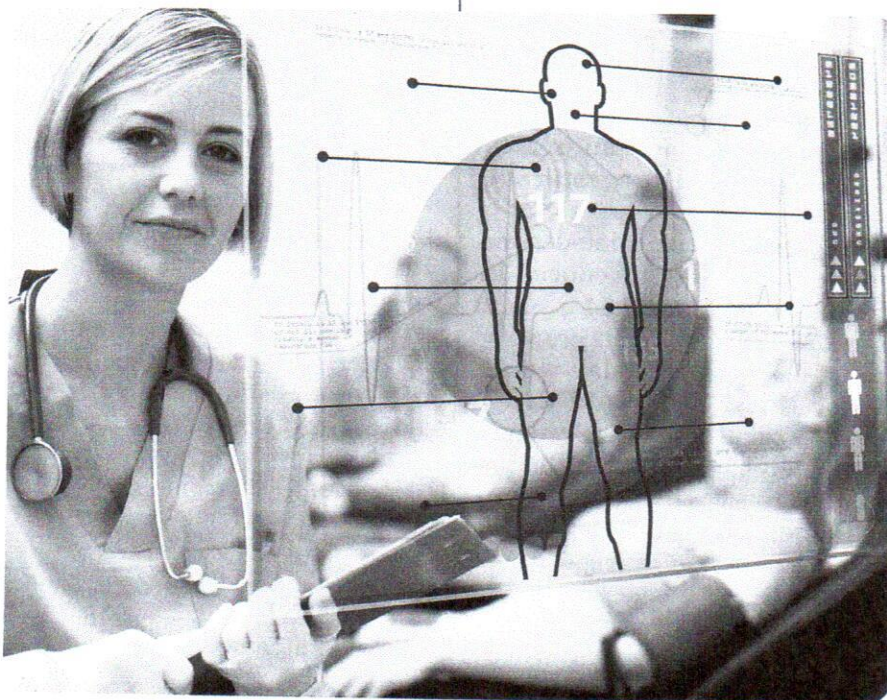


Women's Health Initiative study whose initial results were released in the **2002-2004** period. This study looked at women taking oral **Premarin®** or **PremPro®** and linked these drugs to increased disease risk.¹ Subsequent studies and analysis reveal these deadly effects were caused by **synthetic progestin** and probably the **orally** administered **Premarin®**. Suzanne figured this out **before** mainstream medicine.

Premarin® by itself was linked to increased **stroke** risk, which is probably related to:

- 1) It being prescribed **orally** (instead of transdermal),
- 2) The **horse estrogens** counteracting estrogen's endothelial benefits, plus
- 3) Doctors **failing** to prescribe **natural progesterone** to balance out the effects of **estrogen**.³⁴

As of **2012** the maker of **PremPro®** has paid out **\$896 million** to resolve lawsuits alleging that the drug caused cancer



AS WE SEE IT

in women. Another **\$330 million** has been reserved to pay future claims.¹¹³

The **FDA** has not removed **Prempro®** from the market. If you type "**PremPro**" into **Google**, the drug maker has an attractive website (www.prempro.com) to induce menopausal women to take it.¹¹⁴

So the question begs, who is going to alert the American public to avoid these lethal hormone drugs?

Suzanne's Commitment

Suzanne Somers is **66** years old. A lot of people retire before this age or are forced to quit working because of health impairments.

Instead, Suzanne is dedicating herself to educating the world about the lethal effects of **synthetic progestin** and the advantages of **natural estrogens** and **progesterone**. She has been a personal beneficiary of natural hormone replacement. Don't be surprised to see her on major television shows airing this year and next.

A dilemma Suzanne recognized long ago was the difficulty women had in locating physicians knowledgeable about prescribing **natural sex hormones** to maturing women. She has spent the last decade interacting with doctors to find out where women could go to have their hormones restored to a youthful range based on individual need.

In her new book, Suzanne describes the profound anti-aging effects that occur in response to natural hormone replacement and reveals a new network of physicians (www.ForeverHealth.com) committed to properly prescribing them.

Big Pharma's Catastrophic Impact on Longevity

In 1994, I wrote *Life Extension's* first article warning against synthetic **progestins** and horse urine-derived **estrogens**.

An incredible amount of evidence from nearly **20 years** ago showed that **natural progesterone** was safer and more effective than **synthetic progestin** found in **PremPro®** and **Provera®**. Yet the public was kept largely in the dark. The number of female lives that could have been spared had the **FDA** acted humanely (by removing progestin drugs) is difficult to calculate. Instead, the FDA issued proclamations that made it more challenging for American women to access **natural progesterone** creams.

Premarin® (horse urine-derived estrogen) was first introduced in 1942.¹¹⁵ It may have had a place in medical history when properly used. Why women today would choose this **71-year old drug**, when **natural estrogen** creams are widely available indicates how progress is impeded when medicine is dominated by **FDA regulation** in lieu of free market **innovation**.

This editorial revealed startling new findings showing that **estrogen** protects against premature


death in women who are deficient in it.¹¹ This is confirmed by 27 prior studies showing a **28% reduction** in mortality reduction in maturing women who replace their hormones.¹²

What makes these reductions in premature death so compelling is that most of the women in these studies were not using the **natural** forms of **estrogen** and **progesterone** that have shown superior benefits. The clear message is that restoring youthful hormone balance may be one of the most effective ways to **feel better today** and live much longer in the future.

In this issue of *Life Extension*, we feature an exclusive interview with **Suzanne Somers** and describe ways maturing women can reduce their cancer risks.

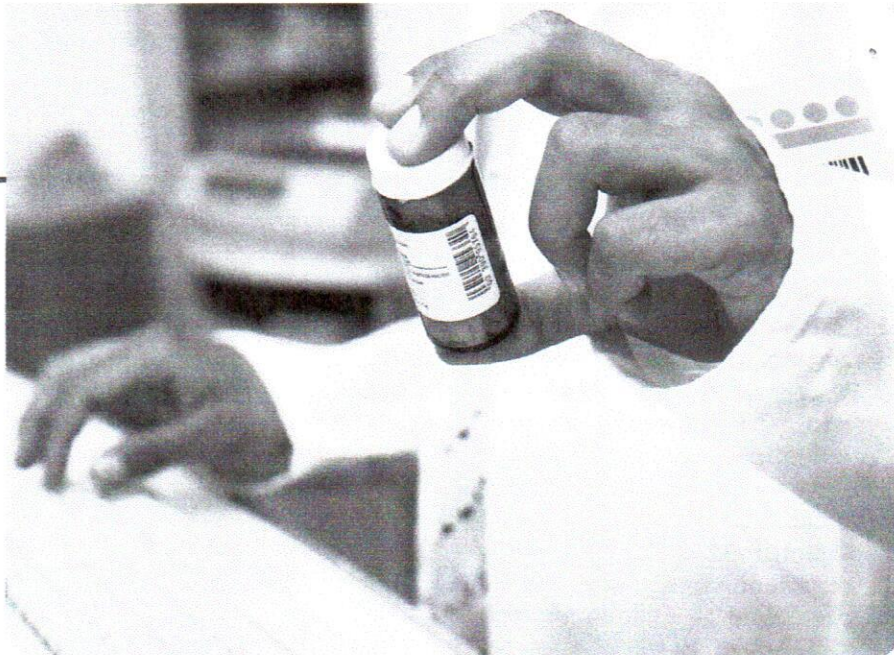
It costs **\$75 a year** to belong to the **Life Extension Foundation®**. If the only benefit a woman received was learning about the lethal effects of **synthetic progestin** nearly **20 years** ago, then membership may have resulted in one of life's grand bargains.

For longer life,



William Faloon

References for this article begin on page 18.



Progesterone Imbalance

Every cell in the body has hormone receptors. If one hormone is too high, it will take up another hormones spot on the cell creating an imbalance. Progesterone, arriving on day 14 of the cycle, often loses out as many other hormones are constant, except for estrogen that comes in earlier in the cycle.

So.....INCREASE CORTISOL = DECREASE PROGESTERONE
INCREASE TESTOSTERONE= DECREASE PROGESTERONE
INCREASE ESTROGEN= DECREASE PROGESTERONE

Raising progesterone fills up the cell receptors so progesterone has a spot and lowers other hormones. The ONLY time progesterone is high is in pregnancy.

From age 35 on, progesterone levels gradually drop more and more each year.

Progesterone is supposed to come in on day 14 to stop growth of the uterine lining (growth is the responsibility of estrogen) and prepare for sloughing off the uterine lining (menstruation). If there's not enough progesterone, estrogen keeps building up the uterine wall creating a thick endometrium. This is a breeding ground for uterine cancer. Not good! We need progesterone!

Remember we need progesterone that is bio-identical to what our body makes. Prempro (Premarin and Provera combo) is synthetic and NOT identical to what our body makes and does not work the same as the bio-identical progesterone!

Symptoms of Low Progesterone:

-Bloating	-Cramps	-Anxiety	-Weight gain	-Brain fog	-Swollen breasts
-Heavy periods	-Fibroids/cysts	-PMS	-Endometriosis	-Headaches	-Irregular cycles
-Poor coordination		-Infertility	-Itching	-Fatigue	-Depression

Solutions:

-Bio-Identical Progesterone (If extremely low, small amounts may increase irritability. May need large doses at first to fill up all receptors to balance other hormones).

-Chasteberry (500-1,000mg/day) helps open up cell hormone receptors so receptors accept progesterone.

-Vitamin C (1,000-2,000mg/day)

-Magnesium (500-1,000mg/day)

Saffron (15-30mg/day) known to help with depression.